

# LUNA Licensing Appendix

Release 1.0 – 31/08/2023



This appendix is created to ensure the correct and successful assigning and activating of the licenses that will extend the functionality of the LUNA series audio matrix processors.

## First-time Ordering Process

### Step 1: PVS Portal

If someone orders a single or more licenses on the PVS Portal, the confirmation of the order will be sent to the person who is authorized for it on the PVS portal.

An e-mail will simultaneously go to your organization's PRIMARY CONTACT to notify that the licences are ready in AUDAC Manager ([manager.audac.eu](http://manager.audac.eu)).

### Step 2: Log in to AUDAC Manager (Primary Contact)

The primary contact can go to the AUDAC Manager platform via the link in the mail. Here there are 2 choices:

1. Login: Using the same credentials as your AUDAC Education Platform
2. Register: If you don't have an account on the AUDAC Education Platform ([education.audac.eu](http://education.audac.eu)), you can create an account.

### Step 3: Give necessary colleagues access as well

Once the primary contact is logged into AUDAC Manager, they can click on their name at the top right and go to 'My Account'. Here, you then give the necessary colleagues access to the platform as well.

### Step 4: Log in to AUDAC Manager (Other Contacts)

Other contacts can go to the AUDAC Manager platform via the link in the mail. Here there are 2 choices:

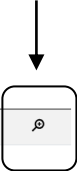
1. Login: Using the same credentials as your AUDAC Education Platform
2. Register: If you don't have an account on the AUDAC Education Platform ([education.audac.eu](http://education.audac.eu)), you can create an account.

Once everyone has access, everyone in your company with access to AUDAC Manager will be notified as soon as someone has placed the order and purchased new licenses.

# How to manage licenses

Once you are in AUDAC Manager you get an instant overview of all the licenses that your company has and their status. AUDAC Manager is the platform where all the licenses are assigned and managed. License management details can be accessed by clicking on the magnifying glass next to the license.

LICENSE KEY	LICENSE TYPE	DESCRIPTION	STATUS	ASSIGNED AT	SALES ORDER NO	SOLD TO	LICENSED TO
DXJ73VOEJV	SL-NACB	License 8x8 networked Dante™/AE567 Audio channels expansion - Version 1.0	Activated	11/08/2023	72302649	PVS NV (40009060)	e8eb1b48b376



A detailed overview shows information such as license type, sales order number and date, customer information, license by whom and assigned to whom. To assign the license to someone or activate the license on a LUNA series audio matrix processor, click on "Assign License".


## License detail - TOXUSSXL9

**LICENSE TYPE**  
SL-NACB

**SALES ORDER NO**  
72302649

### Assignments

<p>PVS NV (Customer) 20/04/2023</p> <p>3512 Stevoort Belgium <a href="https://pvsglobal">https://pvsglobal</a></p>	Completed
<p><b>Licensed By</b> PVS NV 20/04/2023</p> <p>Kolmenstraat 149 3512 Hasselt Belgium <a href="https://pvsglobal">https://pvsglobal</a></p>	<p><b>Licensed To</b> /</p> <p>ASSIGN LICENSE</p>



## Option 1: Assign License

To assign the license means to pass the license to, for example, a customer who in turn can choose to pass it on to someone or activate it on a LUNA. So, in other words, you choose this option if you are going to resell the license to a customer of yours.

It is enough to enter the desired e-mail address and the customer will be notified that a license is ready to be claimed.

If the license has not been claimed by the customer, you can still recall access to it if, for example, you made a mistake.

### Assign license - TOXUSSXL9

**LICENSE TYPE**  
SL-NACB

#### Assign license

By assigning the licence, you pass it on to someone else without activating it in AUDAC Touch.

**E-MAIL**

*Enter the email address of the assignee.*

We'll send instructions to claim the license to this email address

ASSIGN LICENSE

#### Activate license

When you activate the licence, a license file will be generated to unlock the functionalities on the device.

**DEVICE MAC ADDRESS\***

*Enter the device MAC address*

A notification mail will be sent, containing your unique license file.

**E-MAIL\***

*Enter your e-mail*

We'll send instructions to activate the license to this email address

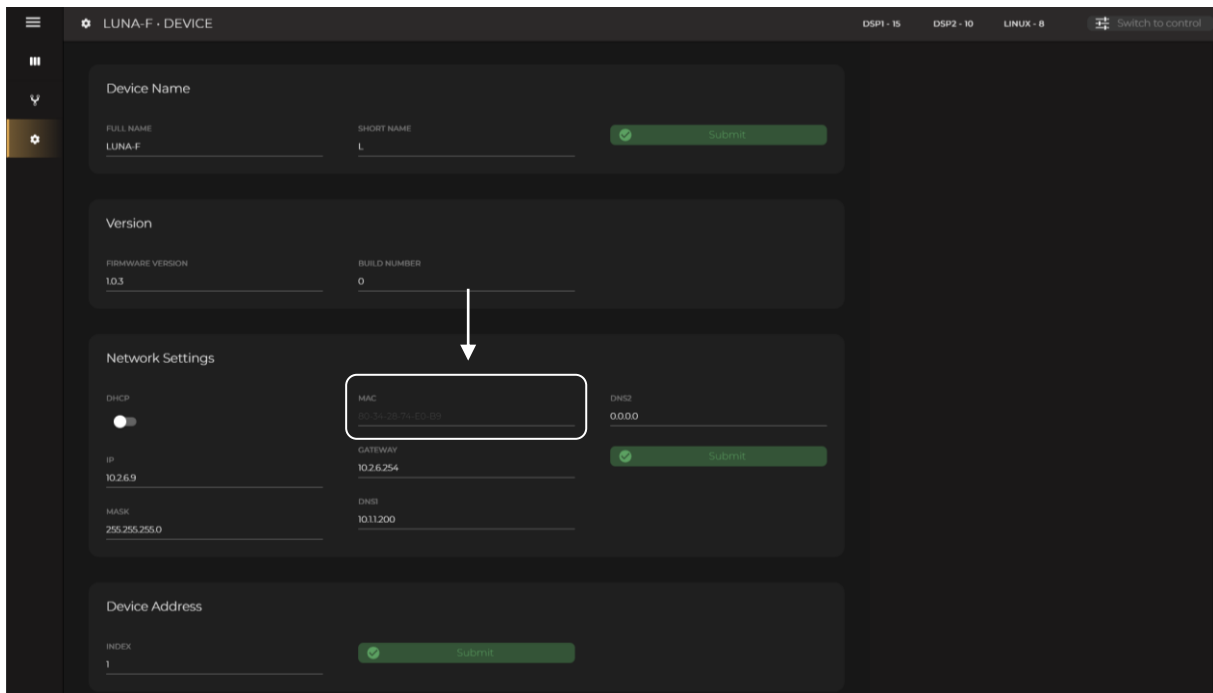
ACTIVATE LICENSE

## Option 2: Activate License

If an integrator or an end-user is ready to unlock the extended features of the LUNA series audio matrix processor, then they choose to activate the license. This activation requires the MAC address of the device that will have extended features and the e-mail address of the person to be notified. After activating, if the LUNA is connected to the internet, the device will be able to retrieve the license and the extra functionality will be automatically available and usable.

Where to find the device's MAC address

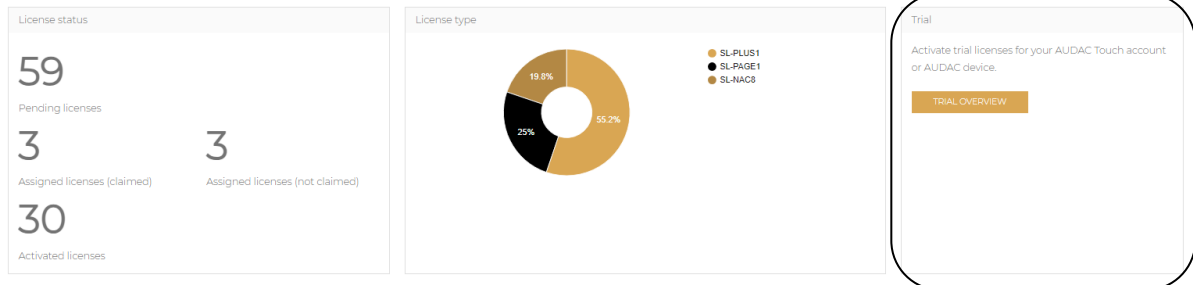
MAC address which is necessary for extended feature licensing can be found under the device menu, in the network settings. This is the MAC address that will be entered on license activation for "DEVICE MAC ADDRESS". This MAC address can be used for all types of available LUNA licenses.



## Trial licensing

A 30-day valid license can be assigned once per MAC address for demo and recovery purposes.

### Licenses



Once you are in the trial licenses overview you get an instant overview of all the trial licenses, assigned device MAC addresses and how many days are left for expiration of those trial licenses. Similarly, license management details can be accessed by clicking on the magnifying glass next to the license.

### Trial licenses overview

Overview of trial licenses.

STATUS: [dropdown] LICENSE TYPE: [dropdown] Search: [input] [R]

LICENSE KEY	LICENSE TYPE	DESCRIPTION	STATUS	ASSIGNED AT	DAYSLEFT	LICENSED TO	[magnifying glass]
HPC77XPVMW	SL-NACB	License 8x8 networked Dante™/AE567 Audio channels expansion - Version 1.0	Active	16/08/2023	23 days	80:5e:c4:ce:b2:20	[magnifying glass]
BTFOXF3U4C	SL-NACB	License 8x8 networked Dante™/AE567 Audio channels expansion - Version 1.0	Active	22/08/2023	29 days	00:1d:c1:f9:8e:6	[magnifying glass]
KF4ECEIPSD	SL-NACB	License 8x8 networked Dante™/AE567 Audio channels expansion - Version 1.0	Active	22/08/2023	29 days	80:34:28:74:70:1f	[magnifying glass]

Showing 1 to 3 of 3 entries

[+ CREATE A NEW TRIAL LICENSE]

### Trial license detail - HPC77XPVMW

LICENSE TYPE: SL-NACB

<b>Licensed By</b> PVS NV 16/08/2023 3512 Stevoort Belgium https://pvs.global Assignor: Peter Van Cucht (web@pvs.global)	<b>Licensed To</b> 80:5e:c4:ce:b2:20 Expiration date: 24/08/2023 - 0 days left
--	--

To create a new trial license, click on the “CREATE A NEW TRIAL LICENSE” box on the overview screen. Once you are there, you can select the trial license type to be created from the drop-down menu.

### Create trial license

LICENSE TYPE\*

Select a license type

Select a license type

SL-NACB

[social media icons]

Like actual license activation, the trial license activation requires the MAC address of the device that will have extended features and the e-mail address of the person to be notified. After activating, if the LUNA is connected to the internet, the device will be able to retrieve the license and the extra functionality will be automatically available and usable.

### Create trial license

**LICENSE TYPE\***  
SL-NAC8 ▼

---

**Activate license**

When you activate the licence, a license file will be generated to unlock the functionalities on the device.

**DEVICE MAC ADDRESS\***  
Enter the device MAC address

---

A notification mail will be sent, containing your unique license file.

**E-MAIL\***  
Enter your e-mail

---

We'll send instructions to activate the license to this email address

Remark: Up to 6 SL-NAC8 trial licenses can be activated on the LUNA series and Dante™ /AES67 channels can stay unlocked only for 30 days for a single MAC address.