

## Product information:


---

The CS1000S is a 10" in-wall/ceiling subwoofer speaker with a super slim design. The built-in depth of merely 104 mm makes the CS1000S fit into almost every wall or ceiling and it can be painted in any desired colour to blend in with the environment the speaker is used in. This subwoofer offers a superb reproduction of the low frequencies and is ideal to be used in combination with other ceiling or in-wall loudspeakers like the WS and CS series. It is made of strong ABS and equipped with the necessary installation accessories and connection clamps for easy mounting. The cone of the speaker is treated to be completely moisture proof, so it can also be used in damp rooms or outside applications. The CS1000S features a 10" low frequency range woofer with an output power of 100 Watt RMS and a maximum power of 200 Watt. The speakers impedance is 8 Ohm and it can produce a sound pressure level up to 108 dB and has a stunning frequency response ranging from 28 Hz to 300 Hz, which is really low sound ensuring a brilliant reproduction of the low frequencies.

## Applications:

---

- Hotels
- Bars & Restaurants
- Retail



## Impedance:

---

$\Omega$  8 Ohm

## System specifications:

Peak power handling		400 W
Program power handling		200 W
RMS/AES power handling		100 W
Impedance		8 $\Omega$
Sound Pressure (Max. W/1m)		108 dB
Frequency	Response ( $\pm$ 3 dB)	50 Hz - 250 Hz
	Range (-10 dB)	28 Hz - 300 Hz
Crossover	Frequency	250 Hz
	Type	Passive built-in
Dispersion	Horizontal	180°
	Vertical	180°
Connectors		Cable clamps
Drivers	LF	10"

## Product Features:

Dimensions		304 x 304 x 104 mm (W x H x D)
Built-in depth		95 mm
Weight		3.600 kg
Construction		ABS
Front finish		White aluminium grill
Mounting		Claw clamps
Colours		White (RAL9010) (CS1000S/W)
Accessories	Included	Mounting brace

## Variants:

- CS1000S/W - White version ral9010

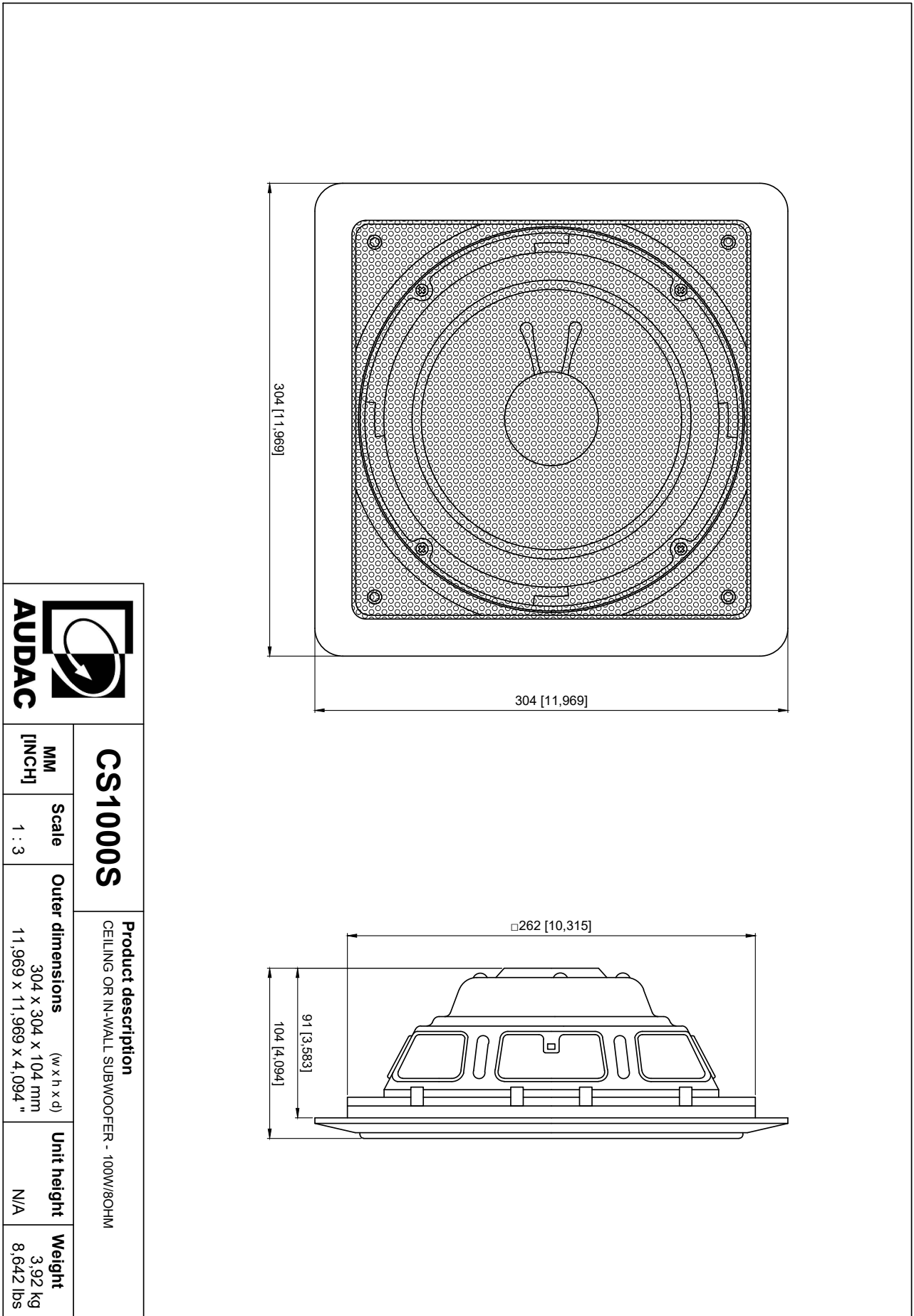
## Shipping & Ordering:


Packaging	Cardboard box
Shipping weight & volume	4.500 kg - 0.0134 Cbm

## Architects' and Engineers' Specifications:

---

The in-wall/ ceiling mount subwoofer speaker shall have a 10" low frequency driver. It shall have an RMS power handling of 100 Watt with a program power handling of 200 Watt and the frequency response ( $\pm 3$  dB) shall range from 50 Hz to 250 Hz. The maximum continuous sound pressure level at 1 meter shall be 108 dB. The nominal dispersion shall be a 180° in a horizontal and vertical direction at -6dB (average 100 Hz - 10 kHz). The loudspeaker shall have an impedance of 8 Ohm and shall contain a passive built-in crossover network with crossover frequency of 250 Hz, which is constructed of high-quality components. The speaker's frame shall be constructed in high quality ABS material which comes available in a white (RAL9010) colour and is fitted with a white aluminium removable steel grill allowing custom painting to make it blend-in with any environment. Mounting of the speaker into the ceiling shall be possible using claw clamps. The speaker shall have a diameter of 304 mm, a depth of 104 mm and the weight shall not exceed 3,6 kg. The speaker shall fit in a mounting hole with cutout dimensions of 270 x 270 mm and a build-in depth of 95 mm.



		<b>CS1000S</b>		<b>Product description</b> CEILING OR IN-WALL SUBWOOFER - 100W/80HM	
				<b>MM</b> [INCH]	<b>Scale</b> 1 : 3