



Type(s)  
Project  
Date  
Notes

**GENERAL INFORMATION**

The High End Systems Hyperstar brings the brightness and quality of the popular Lonestar luminaire in a non-framing version. Perfect for users that require additional projection patterns but do not require framing, Hyperstar uses the same compact package with an additional fixed gobo wheel. With up to 15,400 lumen output, it is a perfect companion to Lonestar and complimentary lighting fixtures in theatres, television studios, cruise ships, and other small to medium-sized venues. The luminaire’s rich colors, powerful zoom, diffusion, and prism effects make Hyperstar a versatile and affordable tool for designers who want maximum performance from a compact-sized automated fixture.

**Applications**

- Houses of worship
- Nightclubs and retail installations
- Small to medium-sized performance venues
- Cruise ships and themed entertainment
- Production rental companies
- Tradeshow and ballroom AV
- Studio and film

**Product Features**

- Bright white LED engine
- 290 W Ultra-Bright engine
- Fixture output 15,400 lumens
- High quality 13-lens optic system
- Extremely powerful 3.8°–55° zoom
- CMY color mixing system
- Electronic linear eCTO for CCT color control
- Ten position plus open color wheel
- Two diffusion (light and medium) with additional, optional heavy diffusion
- Nine position plus open Rotating Gobo wheel with replaceable gobos
- Eleven position plus open Fixed Gobo wheel
- Dual prisms for compound beam and projection effects
- Linearly insertable rotating animation wheel

**ORDERING INFORMATION**

Model	Description
HS-UB-MI	Hyperstar, Black, Ultra-Bright in Molded Insert, Boxed
RC-HS	Road Case, Holds up to Three (3) Hyperstar Fixtures in Molded Insert

**Color Options:** Fixtures ship standard in black. White available by request.  
**Included Accessories:** Fixture includes two (2) 107 mm Three-hole Omega brackets, one (1) fixture power cord with bare ends to powerCON® TRUE1® TOP input, and a safety cable.

**Accessories**

Model	Description
HS-TH	Top Hat, Snoot for Hyperstar
2500B7029-A	Fixture Power Cord Upgrade, 6 ft TRUE1 TOP to Parallel Blade U-Ground (Edison)
2560B7005	Fixture Power Cord Upgrade, Stage Pin to powerCON TRUE1 TOP, 20 A
2560B7006	Fixture Power Cord Upgrade, L6-20 to powerCON TRUE1 TOP, 20 A
2560B7007	Fixture Power Cord Upgrade, L5-20 to powerCON TRUE1 TOP, 20 A
67040007	MegaClaw™
55040014	Cheeseborough 2" Alloy 1/2 Coupler Truss Clamp
67040010	Mini-Claw™



**PRODUCT SPECIFICATIONS**

**Source**

Engine	Ultra-Bright
LED Details	290 W
Field Lumens	See photometrics on page 4
Max Integrating Sphere Lumens	15,400 lumens
LPW	52
LED Life	50,000 hours
Native CCT	7000 K

**Color**

Color Mixing	Cyan, magenta, yellow, eCTO
Color Temperature	Variable down to 2200 K
Color Wheel	Ten (10) dichroic colors plus open

**Optical**

Beam Angle Range	3.8°–55°
Gate Size	15.8 mm
Aperture Size	120 mm
Pattern Projection	- Rotating and indexable wheel with nine (9) interchangeable patterns plus open - Fixed wheel with eleven (11) non-interchangeable patterns plus open
Animation	- Bi-directional rotating animation wheel with linear insertion - LED Animation
Prism	Five-facet star and four-facet linear rotating prism with simultaneous insertion
Diffusion	Light and medium diffusion Optional heavy diffusion for prism slot
Flicker Control/Hz Range	2.4 kHz and 16 kHz

**Control**

Input Method	DMX (5-pin) or Ethernet
Protocols	DMX via RS-485 Art-Net or sACN via Ethernet
Ethernet Pass-Thru	Passive Ethernet in and thru with and without power
Data Conversion	Patented data conversion system for sACN to DMX or Artnet to DMX
Modes (Footprint)	Standard or Trifusion (39 channels)
RDM Functions	Yes
UI Type	Full color graphical UI with 6-button navigational control
Local Control	Yes
Dimming Performance	16-bit, DMX controlled

**Notes:** All LED sources experience some lessening of light output and some color shift over time. LED output will vary with thermal conditions. Thermal conditions can be affected by ambient temperatures and orientation.

**Electrical**

Voltage Range	100–240 V 50–60 Hz
Input Method	powerCON TRUE1 TOP
Wattage (Standard/Max/Standby)	473 W / 535 W / 21 W
Current (Max)	5.4 A @ 100 V
Inrush (First Half Cycle)	120 V: 56.8 A 230 V: 78.0 A
Fixtures per Circuit	2 fixtures (15 A power thru connector) 3 fixtures (R20 module or similar) Note: TRUE1 TOP connector rated for 20 A (120 V / 60 Hz) and 16 A (240 V / 50 Hz)

**Thermal**

Ambient Operating Temp	-10°C to 40°C (14°F to 104°F)
Fan Mode	Standard, Studio, and Linear Continuous control channel

**Physical**

Pan and Tilt Range	540° pan, 251° tilt
Max Pan/Tilt Speed	360° in 2.30 s / 180° in 1.26 s
Materials	Steel and aluminum frame with molded plastic covers
Color Options	Black, white by request
Mounting Options	Any orientation
IP Rating	IP20
Weight	21.3 kg (47 lb)
Included Accessories	powerCON TRUE1 TOP to bare end fixture tail Two (2) 107 mm Three-hole Omega clamp brackets Safety cable

**Warranty**

Fixture Warranty	Five (5) years for light engine Two (2) years for complete fixture
Warranty Details	<a href="http://etconnect.com/Support/Warranty.aspx">etconnect.com/Support/Warranty.aspx</a>

**Regulatory & Compliance**

Approved regulatory standards	cETLus Listed Listed to UL 1573 Certified to CSA STD. C22.2 No: 166 CE Compliant UKCA Compliant
Complies to the ROHS directive	Yes










**Safety**

Safety	Minimum distance to illuminated surface = 3.0 m (9.8 ft) Minimum distance from fixture head to combustible materials = 0.1 m (4.0 in)
--------	--




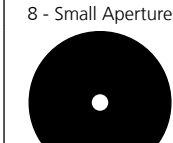


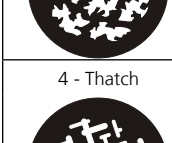
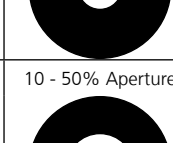
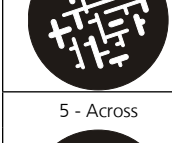


FEATURE DETAILS

Rotating Gobo Details

Outside Diameter	17.5 mm (0.69 in)
Image Diameter	13 mm (0.51 in)
Materials	0.5 mm aluminum 1.1 mm glass Borofloat®

	1 - Bar
	2 - Starvolver
	3 - Fracked
	4 - Broken Tunnel
	5 - Seashell
	6 - Glacial
	7 - Shower
	8 - Ice
	9 - Branch Out

Fixed Gobo Details

	1 - Shattered		7 - Daisy
	2 - MiscSpots		8 - Small Aperture
	3 - Light Organic		9 - 25% Aperture
	4 - Thatch		10 - 50% Aperture
	5 - Across		11 - 75% Aperture
	6 - Triangles		


Color Wheel Details

Shape	Fixed wedge
Materials	1.1 mm glass Borofloat

	1 - Red		2 - Blue
	3 - Green		4 - Yellow
	5 - Purple		6 - TM-30
	7 - Lavender		8 - Half CTO
	9 - Full CTO		10 - Dark Blue

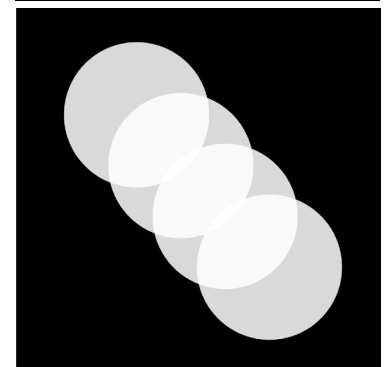

Animation Wheel Details

Movement	Bi-directional continuous rotation
Materials	0.8 mm aluminum



Prism Details

Movement	Two prism flags with individual or simultaneous insertion
Materials	Molded optical glass



PHOTOMETRIC DATA

Hyperstar - Ultra-Bright

	Degree	Candela	Field Lumens	Power Usage	Lumens Per Watt
Narrow	3.8°	2,081,600	5,322	290 W	18
Medium	26°	106,300	12,451	290 W	43
Wide	55°	30,800	11,772	290 W	41

Narrow - 3.8°

Throw Distance	10 ft 3.0 m	20 ft 6.1 m	30 ft 9.1 m	50 ft 15.2 m	200 ft 61 m
Field Diameter	0.7 ft 0.21 m	1.3 ft 0.41 m	2.0 ft 0.61 m	3.3 ft 1.02 m	13.3 ft 4.05 m
Illuminance (fc)	20,816	5,204	2,313	833	53
Illuminance (lux)	223,973	55,993	24,886	8,959	560

Medium - 26°

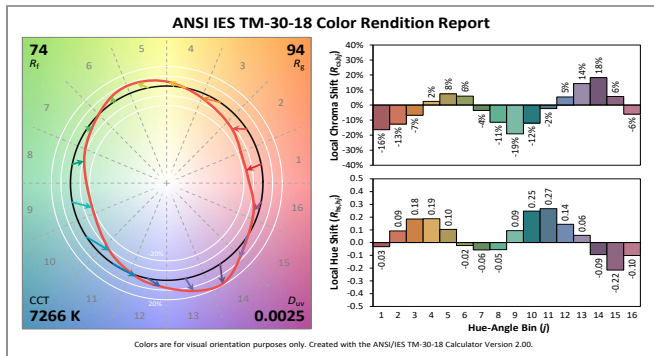
Throw Distance	10 ft 3.0 m	20 ft 6.1 m	30 ft 9.1 m	50 ft 15.2 m	200 ft 61 m
Field Diameter	4.6 ft 1.41 m	9.2 ft 2.82 m	13.9 ft 4.23 m	23.1 ft 7.04 m	92.3 ft 28.15 m
Illuminance (fc)	1,063	266	119	43	3
Illuminance (lux)	11,438	2,859	1,271	458	29

Wide - 55°

Throw Distance	10 ft 3.0 m	20 ft 6.1 m	30 ft 9.1 m	50 ft 15.2 m	200 ft 61 m
Field Diameter	10.4 ft 3.18 m	20.8 ft 6.35 m	31.2 ft 9.53 m	52.1 ft 15.87 m	208.2 ft 63.47 m
Illuminance (fc)	300	75	34	12	1
Illuminance (lux)	3,226	807	358	129	8

To determine center beam illumination in footcandles at any throw distance, divide candela by the throw distance squared.

Metric conversions: For meters, multiply feet by 0.3048.  
For lux, multiply footcandles by 10.76.



Additional Color Metrics	
CRI $R_a$ ( $R_g$ )	74 (-15)
TLCI	53

Hyperstar - Ultra-Bright with TM-30 Filter

	Degree	Candela	Field Lumens	Power Usage	Lumens Per Watt
Narrow	3.8°	1,443,600	3,691	290 W	13
Medium	26°	76,500	8,961	290 W	31
Wide	55°	24,700	9,441	290 W	33

Narrow - 3.8°

Throw Distance	10 ft 3.0 m	20 ft 6.1 m	30 ft 9.1 m	50 ft 15.2 m	200 ft 61 m
Field Diameter	0.7 ft 0.21 m	1.3 ft 0.41 m	2.0 ft 0.61 m	3.3 ft 1.02 m	13.3 ft 4.05 m
Illuminance (fc)	14,436	3,609	1,604	578	37
Illuminance (lux)	155,324	38,831	17,258	6,213	388

Medium - 26°

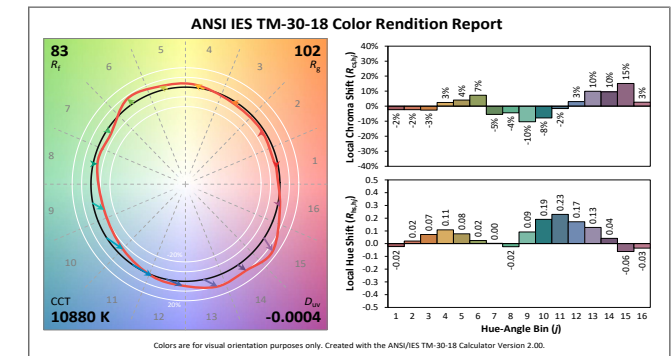
Throw Distance	10 ft 3.0 m	20 ft 6.1 m	30 ft 9.1 m	50 ft 15.2 m	200 ft 61 m
Field Diameter	4.6 ft 1.41 m	9.2 ft 2.82 m	13.9 ft 4.23 m	23.1 ft 7.04 m	92.3 ft 28.15 m
Illuminance (fc)	765	192	85	31	2
Illuminance (lux)	8,227	2,057	914	329	21

Wide - 55°

Throw Distance	10 ft 3.0 m	20 ft 6.1 m	30 ft 9.1 m	50 ft 15.2 m	200 ft 61 m
Field Diameter	9.3 ft 2.84 m	18.7 ft 5.7 m	28 ft 8.54 m	46.6 ft 14.21 m	186.5 ft 56.85 m
Illuminance (fc)	247	62	28	10	1
Illuminance (lux)	2,654	663	295	106	7

To determine center beam illumination in footcandles at any throw distance, divide candela by the throw distance squared.

Metric conversions: For meters, multiply feet by 0.3048.  
For lux, multiply footcandles by 10.76.

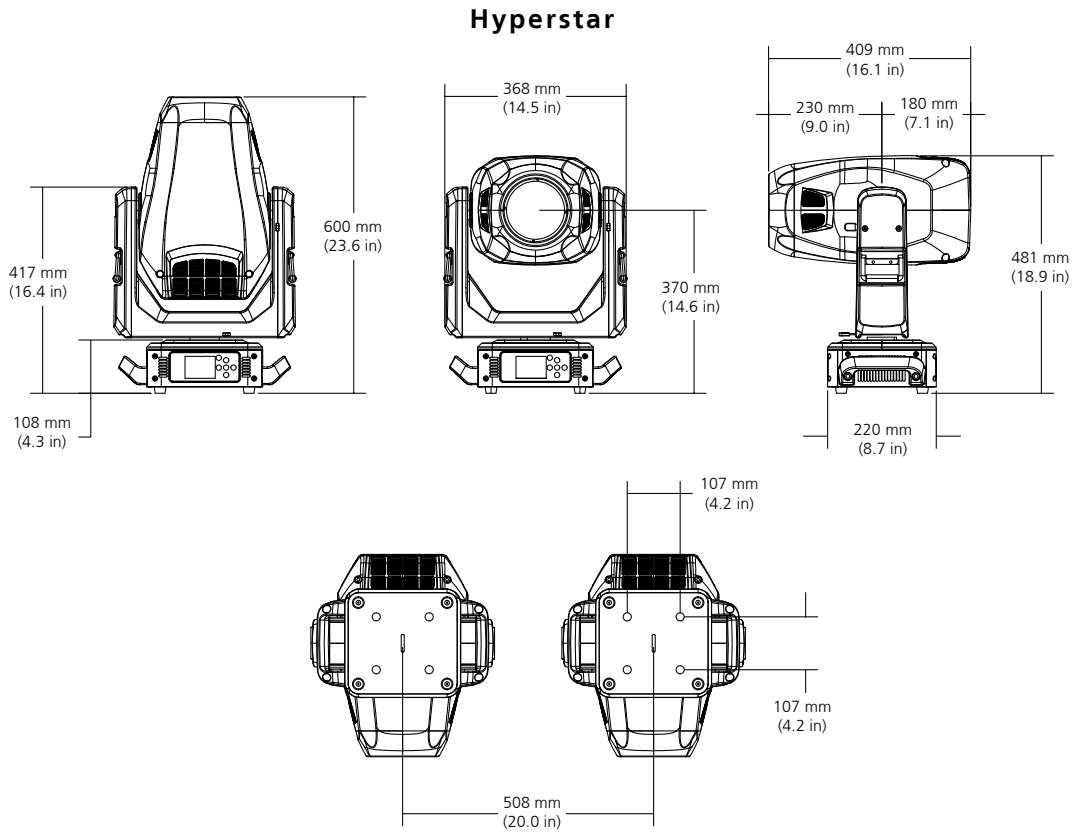


Additional Color Metrics	
CRI $R_a$ ( $R_g$ )	86 (86)
TLCI	85

Product Dimensions

Model	Height		Width		Depth		Weight	
	in	mm	in	mm	in	mm	lb	kg
Hyperstar**	23.6	600	14.5	368	8.7	221	47.0	21.3
Hyperstar in Box with Molded Insert	26.6	676	21.1	536	14.9	378	74.0	33.6

\*\*Does not include mounting hardware



Power Table

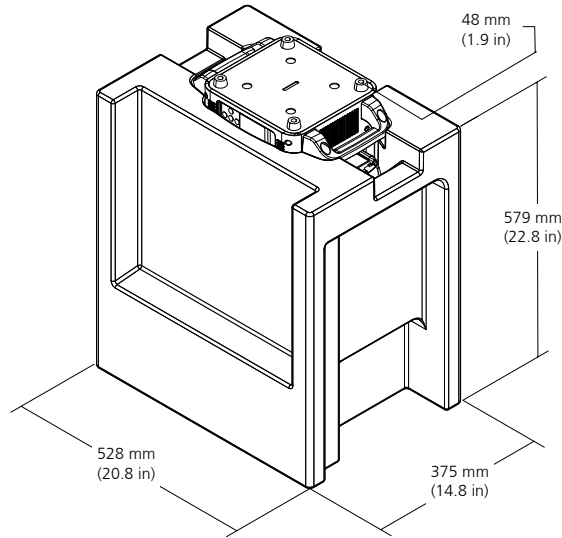
VAC	Amps	Hz	Watts	VA	PF
100	5.4	50	535	536	0.99
120	4.4	60	520	520	0.99
200	2.5	50	501	513	0.98
208	2.5	60	503	514	0.98
220	2.4	50	510	516	0.98
230	2.2	50	502	512	0.98
240	2.1	60	502	516	0.97

ADDITIONAL ORDERING INFORMATION

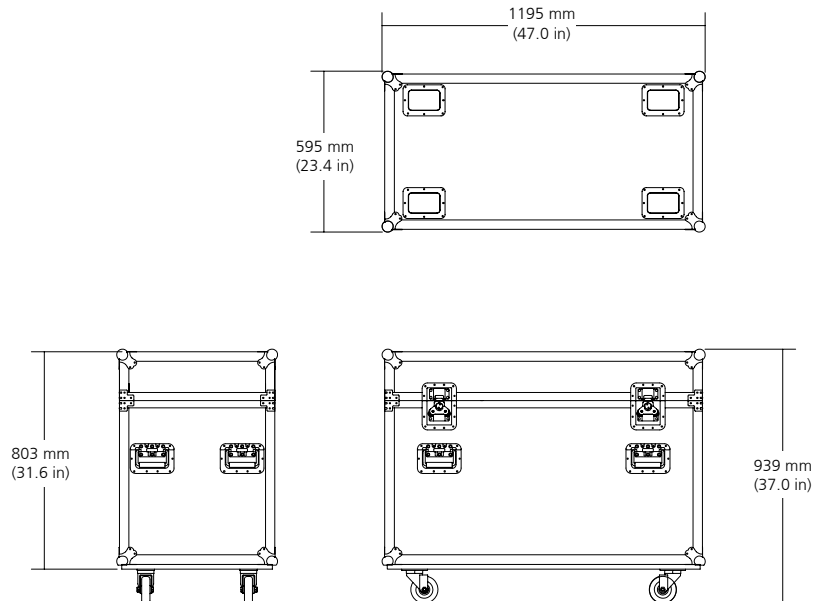
Additional Accessories

Model Number	Description
2599A2000	Omega bracket, 107 mm Three-hole (included)
H7180023	Omega bracket, 107 mm Single-hole
H7000012	Galvanized safety cable with spring snap

Molded Case Insert Dimensions



Optional Roadcase Dimensions



Corporate Headquarters • Middleton, WI USA  
 Global Offices • London, UK • Rome, IT • Holzkirchen, DE • Paris, FR • Hong Kong  
 Dubai, UAE • Singapore • New York, NY • Orlando, FL • Los Angeles, CA • Austin, TX  
 ©2024 ETC. All Rights Reserved. All product information and specifications subject to change. Rev C 2024-03  
 \*Trademark and patent info: [etconnect.com/IP](http://etconnect.com/IP) • Third-party license agreement info: [etconnect.com/licenses](http://etconnect.com/licenses)

